

【国際交流 PR アソシエイトからの発信★】How to change Japanese driver's license for international students

—Taking Chinese international students as an example

外国人の方が日本で車を運転する際には運転免許の切り替えが必要となります。留学生の Xu さんも切り替えのために手続きや試験に挑戦したようです。Xu さんの免許取得までの奮闘記をぜひご覧ください！

(言語: 英語・中国語)

When foreigners drive a car in Japan, it is necessary to switch to a local driver's license. It seems that Xu, an international student, also took on the challenge of procedures and exams for switching licenses. Please check out Xu's struggle to obtain a license!

(Language: English, Chinese)

-----

How to change Japanese driver's license for international students

——Taking Chinese international students as an example

As a Chinese student studying in Japan, I am very happy to share with you the detailed process of how to change a Chinese driver's license to a Japanese driver's license. The following are the steps I reviewed and sorted out based on my personal experience:

First, we need to confirm whether we are eligible to change our driver's license in Japan. The current conditions are to meet the following three conditions at the same time:

- Must hold a valid Chinese driver's license and live in China for more than three months after obtaining the driver's license.
  
- Need to have a long-term residence status and a stable residence in Japan.
  
- Hold a valid passport and identity certificate in Japan.

Next, you need to prepare the review materials. The specific list of materials is as follows:

Number	Source Name	Require1	Require2	Notice1	Notice2	Cost Estimate
1	Original Chinese mainland driver's license	Make sure your driver's license is valid	Stay in China for at least 3 months after obtaining a driver's license	It needs to be identified by the entry and exit customs stamp of the passport	Note If the entry and exit is self-clearance, you can submit the entry and exit record details of the customs, and you can download the pdf version on the wechat public account following China Entry and Exit	
2	Any proof of residence in the country for three months after obtaining a driver's license			Certificate of study Work contract		
3	Chinese driver's license translated into Japanese	Issued by JAF (Japan Automobile Federation)		Must be translated by JAF. Other translations are not valid		4000 JPY
4	Resident ticket					300 JPY
5	Staying card					
6	passport					
7	2 photos	3cmX2.4cm	Taken within the last six months	For driver's license application		

Step 3. When you have prepared all the information, please make an appointment for on-site review of the information at the Morioka City Vehicle Driving License Examination Center or local vehicle driving license examination centers as soon as possible. The appointment number for the Morioka City Vehicle Driving License Examination Center is 019-683-1251. Due to the large number of applicants, please make an appointment for the document review as early as possible. In my personal experience, I applied for the document review by phone on May 4, 2024, and the scheduled time was September 19. This means that it may take several months to wait for the appointment document review.

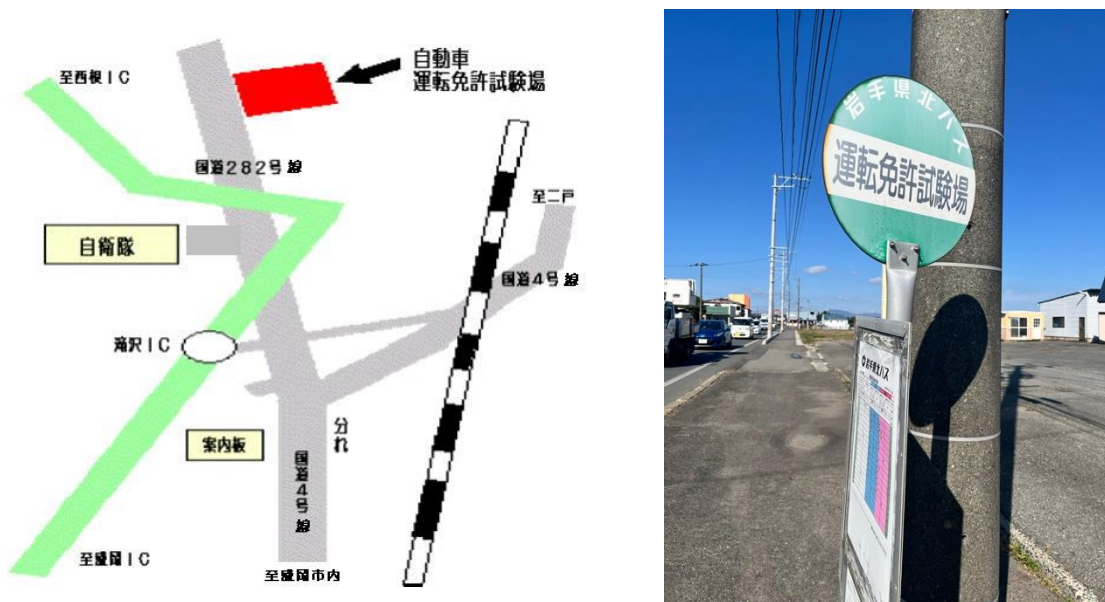


Fig 1. Car driving license test center location map

Step 4. Please be sure to go to the site on time during the appointment time and bring all the required information. After the review, you can make an appointment for the test on site. The Morioka City Vehicle Driving License Examination Center can make an appointment for the test from 3 to 5 every week. There will be two different route maps for the AT ordinary car test, which will be randomly tested. The responsible examiner will give you a simple manual to tell you some basic driving specifications. If you have any questions on the spot, you can ask the examiner. The examiner at the test center is very patient and will repeatedly explain the details of the test to you. However, when you actually take the test, the examiner will be very strict.

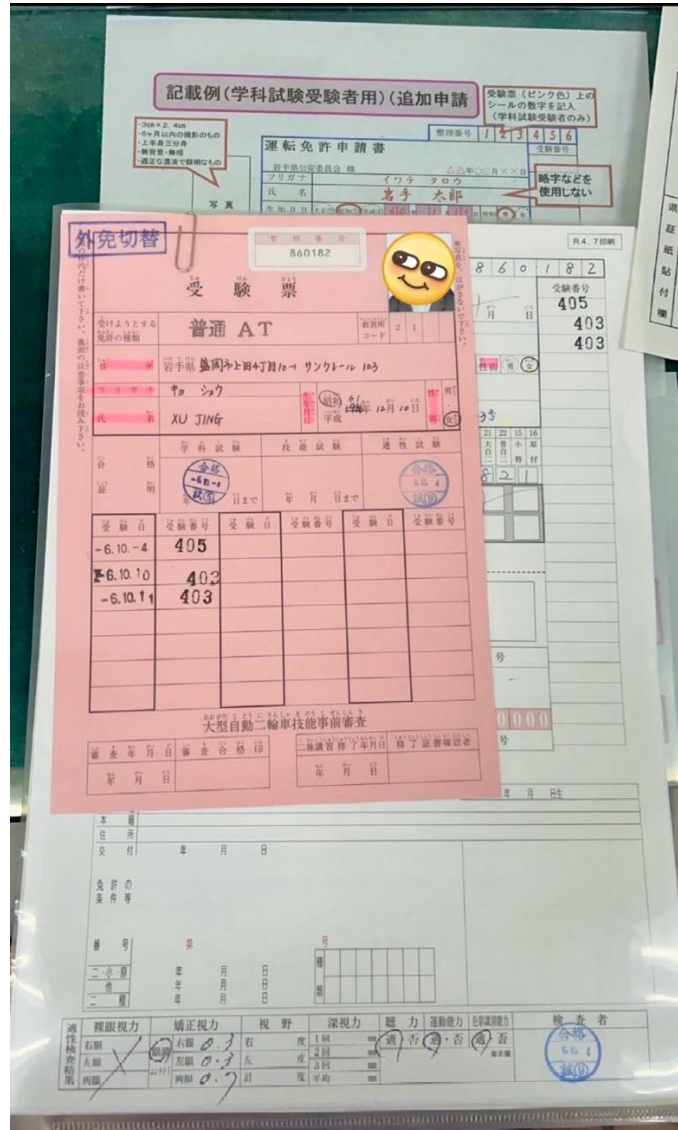


Fig.2 Some documents for taking the exam

About the test (this is the most difficult part of changing the driver's license and the most headache for foreigners)

The test will first conduct a vision test. If you wear glasses, you will be marked and restricted to driving with glasses.

Theoretical knowledge test: usually includes 10 questions, and you can pass if you answer more than 7 questions correctly.

The most torturous is the skill test: this requires actual driving operations in the test site of the driver's license center. The Japanese road test is not only a test of driving skills, but also a test of safety awareness. The examiner will record every movement of the candidate, including pre-departure check, seat belt use, rearview mirror adjustment, etc. For those who are already used to the driving rules in their own country, adapting to Japanese driving habits can be a challenge. In the actual test process,

the examiner will pay special attention to whether the candidate strictly follows all the traffic rules during the driving process, including but not limited to stopping, turning, using the signal light, etc. Failure to carry out adequate safety verification is considered to be an easy penalty point. Unlike some countries, which offer multiple chances to take the test, Japan's road test usually gives candidates only one chance. If a candidate has lost too many points in the first half of the exam, the examiner may terminate the exam and consider the candidate to have failed. The road test for foreigners to change their driver's license in Japan is difficult mainly because of factors such as strict requirements on safety rules, differences in driving habits, one-time test opportunities, and reservation system. Only if you are well prepared and adapt to the driving rules and test procedures in Japan can you successfully pass the road test.

After passing the test, you will get a Japanese driver's license.

Things to note:

Until you successfully obtain a Japanese driver's license, the driver's license and visa must be guaranteed to be within the validity period.

To change the driver's license, you can only submit an application to the "運転免許センター" in the current location recorded on the residence card.

The above is the detailed process of changing the Chinese driver's license to a Japanese driver's license that I have compiled for everyone. I hope it can help students studying in Japan. If you have any questions, it is recommended to directly consult the local driver's license center to obtain the most accurate information.

Appendix: Depending on the country of issuance of the driver's license, the application location and precautions are also different. Please confirm in advance.

- Driving license examination center (Automobile transfer free permit test center) 019-683-1251
- Morioka driving license center (Morioka transfer free permit center) 019-606-1251
- Kennan driving license center (Kennan transfer free permit center) 0197-44-3511

- **Engan** driving license center (Engan transfer free permit center) 0193-23-1515
- Kenpoku driving license center (Kenpoku transfer free permit center) 0194-52-0613

Window consultation hours: Weekdays 9:00-16:00

## 留学生如何更换日本驾照

——以中国留学生为例

作为一名在日本留学的中国学生，我很高兴能和大家分享如何将中国驾照更换为日本驾照的详细流程。以下是我根据个人经验回顾整理的步骤：

首先，需要确认我们是否有资格在日本更换驾照，目前的条件是同时满足以下三条：

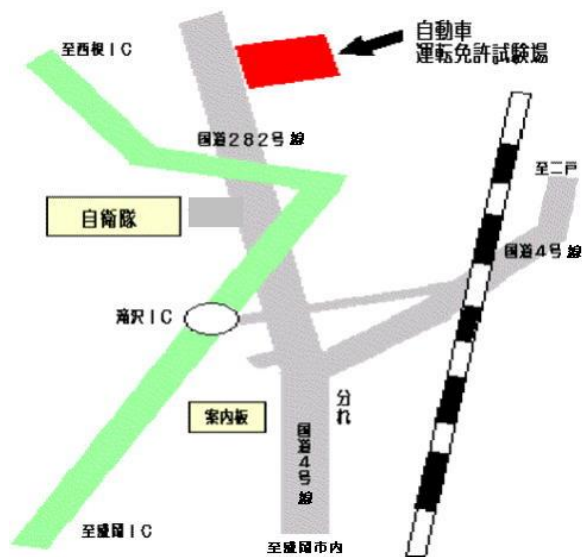
- 必须持有有效的中国驾照，并在取得驾照后在中国居住三个月以上。
- 需要在日本有长期在留身份和稳定住所。
- 持有有效护照和在日身份证明。

接下来，需要准备审核材料。具体的材料清单如下：

序号	资料名称	要求 1	要求 2	注意事项 1	注意事项 2	费用估算
1	中国大陆驾照原件	确保驾照在有效期内	获得驾照后在中国国内呆满 3 个月	需要通过护照的出入境海关章来识别	注意如果出入境是自助通关的话，可以提交海关的出入境记录明细，在微信公众号关注中国出入境即可下载 pdf 版本	
2	取得驾照之后在国内居住满三个月的任何证明			在读证明 工作合同		
3	中国驾照的日语翻译件	由 JAF（日本自动车联盟）开具		必须由 JAF 翻译，其他翻译无效		费用约为 4000 日元
4	住民票					300 日元
5	在留卡					
6	护照					
7	照片 2 张	3cmX2.4cm	拍摄于近 6 个月内	用于驾照申请		

第三步，当你将所有资料准备好以后，请第一时间向盛冈市车辆驾驶执照考场或各地车辆驾驶执照考试中

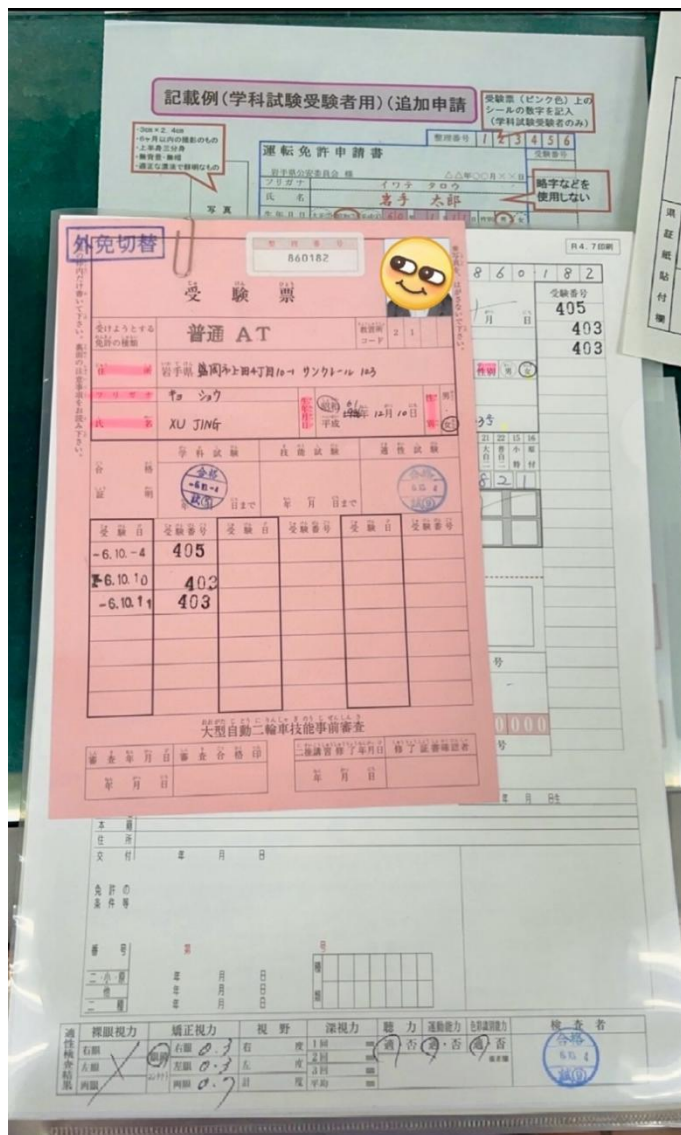
心预约资料的现场审核。盛冈市车辆驾驶执照考场的预约电话是 019-683-1251。由于申请人数很多，请尽早预约资料审核。以我个人的经验来看，我是 2024 年的 5 月 4 日通过电话申请资料审核，安排的时间是 9 月 19 日。这意味着预约资料审核可能需要等待几个月的时间。



Automatic vehicle operation free test site location map

第四步，在预约时间内，请务必准时前往现场，并带齐所需资料。审查结束后，可以现场预约考试的时间。盛冈市车辆驾驶执照考场每周 3~5 都可以预约考试。AT 普通车的考试，会有两个不同的路线图，随机考。负责的考官会给你一个简易的手册，告诉你一些基本的驾驶规范，如果现场有疑问，可以向考官请教。考试中心的考官非常有耐心，会反复向你解释有关考试的细节。不过，当你真正考试的时候，考官会很严厉。





关于考试（这是换领驾照最难也是另外国人最头痛的部分）

考试会先进行视力检查，如果戴眼镜的话会被做标记限制只能戴眼镜开车。

理论知识考试：通常包括 10 道题，答对 7 道以上即可合格。

被称作最折磨人的当属技能考试：这需要在驾照中心的测试场地内进行实际驾驶操作。日本路考不仅是对驾驶技术的测试，更多的是对考生安全意识的考察。考官会记录考生的每一个动作，包括出发前的检查、安全带的使用、后视镜的调整等。对于那些已经习惯了自己国家驾驶规则的人来说，适应日本的驾驶习惯可能是一个挑战。在实际的考试过程中，考官会特别关注考生是否在驾驶过程中严格遵守所有的交通规则，包括但不限于停车、转向、使用信号灯等。没有进行充分的安全确认被认为是很容易导致的扣分点。与一些国家提供多次考试机会不同，日本的路考通常只给考生一次机会。如果考生在考试的前半段就已经扣分过多，考官可能会直接终止考试，认为考生已经不合格。外国人在日本更换驾照的路考之所以困难，主要是因为对安全规则的严格要求、驾驶习惯的差异、一次性的考试机会以及预约制等因素。只有充

分的准备，并且适应日本的驾驶规则和考试流程，才能顺利通过路考。

考试合格后将获得日本驾照。

需要注意的事项：

直至成功取得日本驾照时，驾照和签证都要保证在有效期之内。

换驾照只能去在留卡上记载的现所在地的「運転免許センター」提交申请。

以上就是我为大家整理的中国驾照更换日本驾照的详细流程，希望能够帮助到在日本留学的同学们。如果有任何疑问，建议直接咨询所在地的驾照中心，以获取最准确的信息。

附录：根据所持驾照的颁发国不同，申请的地点和注意事项也有所不同，请事先确认好。

- 车辆驾驶执照考场（自動車運転免許試験場） 019-683-1251
- 盛冈驾驶执照中心（盛岡運転免許センター） 019-606-1251
- 县南驾驶执照中心（県南運転免許センター） 0197-44-3511
- 沿岸驾驶执照中心（沿岸運転免許センター） 0193-23-1515
- 县北驾驶执照中心（県北運転免許センター） 0194-52-0613

窗口咨询时间： 工作日 9 时～16 时